

30TH

Anniversary

Family-Owned



By the Yard

MAINTENANCE-FREE
OUTDOOR FURNITURE

bytheyard.net | 952-219-7070

TABLE OF CONTENTS

Features & Benefits	3	Lounges, Swings, Rockers	70
12 UV-Stabilized Colors	5	Benches	74
Chairs	6	Engraving	79
Tables	22	Garden	80
Adirondacks	34	Storage & Service	84
Tete-a-Tetes	40	Accent Tables & Accessories ..	88
Gliders	44	Pet	92
Fire Tables.....	60	Umbrellas	94
Cushion Furniture.....	64	Warranty & Delivery	98



CELEBRATING 30 YEARS

This year, we proudly celebrate 30 years—a milestone made possible by the trust and loyalty of customers like you. From humble beginnings in Deb and Roger's garage, where they set out to design the most durable and beautiful outdoor furniture, to today's thriving business, our journey has always been about creating pieces that bring people together and stand the test of time.

To those who have supported us along the way, thank you for making us part of your story. And to those just discovering what we offer, we're thrilled to welcome you into a community built on care, commitment, and a shared passion for quality. As we look to the future, our dedication to quality, craftsmanship, and exceptional service remains as strong as ever.

Thank you for 30 incredible years. Here's to many more!

-By the Yard Family



1995



OUR FAMILY RECIPE FOR DURABLE, BEAUTIFUL FURNITURE

At By the Yard, we craft outdoor furniture that doesn't just last—it stays beautiful for decades. Our "family recipe" combines premium materials, thoughtful engineering, and skilled craftsmanship to create pieces that perform season after season.

1. **From Recycled to Remarkable** - It all begins with reclaimed #2 plastics, like milk jugs. We transform these materials into High-Density Polyethylene (HDPE) lumber—an incredibly durable base for our furniture. While HDPE is naturally strong and won't crack, chip, or splinter, we go further—enhancing our proprietary formula with a unique blend of UV protection to resist fading.
2. **Precision in Every Plank** - Not all HDPE lumber is created equal. By the Yard's custom-engineered boards are purpose-built for all-season use and designed to endure year after year without compromise. Their durability is matched only by their versatility and beauty.
3. **Craftsmanship You Can Count On** - Using our proprietary planks, stainless steel hardware, and other recyclable materials, our skilled craftspeople create outdoor furniture that reflects care and attention to detail in every piece. This dedication ensures unmatched quality, exceptional comfort, and timeless style.

BETTER BY DESIGN, BUILT FOR YOU

Quality and attention to details that you can *SEE and FEEL*.



Maintenance-free



No painting - *EVER*



Easy clean



All weather - no
winter storage



UV-stabilized
lumber & colors



Recycled plastic



Dream spaces start here.

Need a little help planning the outdoor space you have always dreamed of? Our Patio Planner lets you easily configure, save and share your layouts. With our 2D planner, you can choose just the right furniture for your space and explore multiple options. Visit our site and get started now.



Find our newest products online.

We've added even more to our collection! Visit our site to shop our newest styles for 2025.

12 UV-STABILIZED COLORS

Over 500 styles and designs available in 12 colors with hundreds of color combinations available.

NEW! Wood Grain Colors

*Premium wood grain colors priced above base — contact us for details.

Dark Oak	Grayed Ash	White	Sandtone	Weathered Wood	Brown
Redwood	Green	Gray	Coffee	Midnight Blue	Black

5 Standard Color Combinations

Two-tone options are available for most of our products.

Gray & Sandtone

Coffee & Brown

Coffee & Weathered wood

Gray & Black

Sandtone & Black



Get color samples.
Scan the QR code to visit bytheyard.net or call 952-219-7070.

KICK BACK & RELAX



STEP 1

CHOOSE A BACK STYLE

A seat's back is more than an aesthetic choice; it's also about comfort. Consider both when making your selection.



Windsor



Mission



Days End



Horizon



Winstead



Ad-Back



Emerson



Chippendale



Day Break



Capri



Studio



Garden

STEP 2

CHOOSE A CHAIR HEIGHT

Consider who is using your seats. Kids, seniors, and people with disabilities do best with lower chairs, while adults often enjoy an elevated seat.



17"

Dining Height
Choose from 20" to 22 1/4" seat width



25"

Counter Height
20" seat width



30"

Bar Height
20" seat width

STEP 3

CHOOSE YOUR MOTION

Consider your guests' physical capabilities and needs. Stationary is the safest as it can be used for support when lowering or standing. Swivel options are easier to access and more comfortable.



Stationary



Swivel



Swivel-Flex

STEP 4

CHOOSE A COLOR

*Premium wood grain colors priced above base—contact us for details.



NEW! Wood Grain Colors

DAYS END CHAIRS



Dining Days End Stationary

S | 37 lbs | 46"H x 26"W x 30"D | JFKC-20
W | 39 lbs | 46"H x 28"W x 30"D | JFKC

\$399



Dining Days End Swivel

S | 54 lbs | 46"H x 26"W x 30"D | JFKC-20-SW
W | 56 lbs | 46"H x 28"W x 30"D | JFKC-SW

\$509



Dining Days End Swivel-Flex

S | 62 lbs | 46"H x 26"W x 30"D | JFKC-20-SWRK
W | 64 lbs | 46"H x 28"W x 30"D | JFKC-SWRK

\$569

MISSION CHAIRS



Dining Mission Stationary

S | 37 lbs | 45"H x 26"W x 30"D | MSDC-20
W | 39 lbs | 45"H x 28"W x 30"D | MSDC

\$399



Dining Mission Swivel

S | 53 lbs | 45"H x 26"W x 30"D | MSDC-20-SW
W | 55 lbs | 45"H x 28"W x 30"D | MSDC-SW

\$509



Dining Mission Swivel-Flex

S | 61 lbs | 45"H x 26"W x 30"D | MSDC-20-SWRK
W | 63 lbs | 45"H x 28"W x 30"D | MSDC-SWRK

\$569

WINDSOR CHAIRS



Dining Windsor Stationary

S | 40 lbs | 46"H x 26"W x 30"D | WDC-20
W | 42 lbs | 46"H x 28"W x 30"D | WDC

\$399

NEW!



Dining Windsor Swivel

S | 48 lbs | 46"H x 26"W x 30"D | WDC-20-SW
W | 50 lbs | 46"H x 28"W x 30"D | WDC-SW

\$509

NEW!



Dining Windsor Swivel-Flex

S | 59 lbs | 46"H x 26"W x 30"D | WDC-20-SWRK
W | 61 lbs | 46"H x 28"W x 30"D | WDC-SWRK

\$569

NEW!

DAY BREAK CHAIRS



Dining Day Break Stationary

S | 35 lbs | 37"H x 26"W x 28"D | DBC-20
W | 37 lbs | 37"H x 28"W x 28"D | DBC

\$399



Dining Day Break Swivel

S | 49 lbs | 37"H x 26"W x 28"D | DBC-20-SW
W | 51 lbs | 37"H x 28"W x 28"D | DBC-SW

\$509



Dining Day Break Swivel-Flex

S | 54 lbs | 37"H x 26"W x 28"D | DBC-20-SWRK
W | 56 lbs | 37"H x 28"W x 28"D | DBC-SWRK

\$569

CHAIRS



Counter Day Break Stationary

40 lbs | 46"H x 26"W x 30"D | CNDBC

\$429



Counter Day Break Swivel

55 lbs | 46"H x 26"W x 30"D | CNDBC-SW

\$529



Counter Day Break Swivel-Flex

60 lbs | 46"H x 26"W x 30"D | CNDBC-SWRK

\$579



Bar Day Break Stationary

42 lbs | 50"H x 26"W x 30"D | BDBC

\$439



Bar Day Break Swivel

60 lbs | 50"H x 26"W x 30"D | BDBC-SW

\$539



Bar Day Break Swivel-Flex

65 lbs | 50"H x 26"W x 30"D | BDBC-SWRK

\$589

Choose between our standard width, the top choice for most settings, or the wide option for a roomier, more relaxed seating experience. Both are designed to deliver exceptional comfort and style.

HORIZON CHAIRS



Dining Horizon Stationary

S | 40 lbs | 37"H x 26"W x 28"D | HZC-20
W | 42 lbs | 39"H x 28"W x 28"D | HZC

\$399



Dining Horizon Swivel

S | 48 lbs | 39"H x 26"W x 28"D | HZC-20-SW
W | 50 lbs | 39"H x 28"W x 28"D | HZC-SW

\$509



Dining Horizon Swivel-Flex

S | 59 lbs | 39"H x 26"W x 28"D | HZC-20-SWRK
W | 61 lbs | 39"H x 28"W x 28"D | HZC-SWRK

\$569



Counter Horizon Stationary

43 lbs | 47"H x 26"W x 30"D | CNHZC

\$429



Counter Horizon Swivel

58 lbs | 47"H x 26"W x 30"D | CNHZC-SW

\$529



Counter Horizon Swivel-Flex

63 lbs | 47"H x 26"W x 30"D | CNHZC-SWRK

\$579



Bar Horizon Stationary

45 lbs | 52"H x 26"W x 30"D | BHZC

\$439



Bar Horizon Swivel

62 lbs | 52"H x 26"W x 30"D | BHZC-SW

\$539



Bar Horizon Swivel-Flex

68 lbs | 52"H x 26"W x 30"D | BHZC-SWRK

\$589

By the Yard furniture holds up beautifully to cold winters and hot summers. We love the concept of lifetime outdoor furniture.

— Charlie W., WI

WINSTEAD CHAIRS



NEW!

Dining Winstead Stationary

S | 36 lbs | 38"H x 26"W x 25"D | WNC-20
W | 38 lbs | 38"H x 28"W x 25"D | WNC

\$399



NEW!

Dining Winstead Swivel

S | 49 lbs | 38"H x 26"W x 25"D | WNC-20-SW
W | 51 lbs | 38"H x 28"W x 25"D | WNC-SW

\$509



NEW!

Dining Winstead Swivel-Flex

S | 55 lbs | 38"H x 26"W x 25"D | WNC-20-SWRK
W | 57 lbs | 38"H x 28"W x 25"D | WNC-SWRK

\$569

CHAIRS



NEW!

Counter Winstead Stationary

41 lbs | 46"H x 26"W x 25"D | CNWNC

\$429



NEW!

Counter Winstead Swivel

56 lbs | 46"H x 26"W x 25"D | CNWNC-SW

\$529



NEW!

Counter Winstead Swivel-Flex

61 lbs | 46"H x 26"W x 25"D | CNWNC-SWRK

\$579



NEW!

Bar Winstead Stationary

43 lbs | 51"H x 26"W x 25"D | BWNC

\$439



NEW!

Bar Winstead Swivel

60 lbs | 51"H x 26"W x 25"D | BWNC-SW

\$539



NEW!

Bar Winstead Swivel-Flex

66 lbs | 51"H x 26"W x 25"D | BWNC-SWRK

\$589

AD-BACK CHAIRS



Dining Ad-Back Stationary

S | 37 lbs | 38"H x 26"W x 26"D | AXC-20
W | 39 lbs | 38"H x 28"W x 26"D | AXC

\$399



Dining Ad-Back Swivel

S | 55 lbs | 38"H x 26"W x 26"D | AXC-20-SW
W | 57 lbs | 38"H x 28"W x 26"D | AXC-SW

\$509



Dining Ad-Back Swivel-Flex

S | 57 lbs | 38"H x 26"W x 26"D | AXC-20-SWRK
W | 59 lbs | 38"H x 28"W x 26"D | AXC-SWRK

\$569



Counter Ad-Back Stationary

42 lbs | 47"H x 26"W x 29"D | CNAXC

\$429



Counter Ad-Back Swivel

57 lbs | 47"H x 26"W x 29"D | CNAXC-SW

\$529



Counter Ad-Back Swivel-Flex

62 lbs | 47"H x 26"W x 29"D | CNAXC-SWRK

\$579



Bar Ad-Back Stationary

44 lbs | 51"H x 26"W x 29"D | BAXC

\$439



Bar Ad-Back Swivel

61 lbs | 51"H x 26"W x 29"D | BAXC-SW

\$539



Bar Ad-Back Swivel-Flex

S | 67 lbs | 51"H x 26"W x 29"D | BAXC-SWRK

\$589

Swivel chairs make maneuvering around a table effortless. Instead of moving the chair, simply rotate to get in and out with ease, perfect for tight spaces and a seamless dining experience.

STUDIO CHAIRS



NEW!

Dining Studio Stationary

S | 36 lbs | 37"H x 26"W x 28"D | STC-20
W | 38 lbs | 37"H x 28"W x 28"D | STC

\$399



NEW!

Dining Studio Swivel

S | 49 lbs | 37"H x 26"W x 28"D | STC-20-SW
W | 51 lbs | 37"H x 28"W x 28"D | STC-SW

\$509



NEW!

Dining Studio Swivel-Flex

S | 55 lbs | 37"H x 26"W x 28"D | STC-20-SWRK
W | 57 lbs | 37"H x 28"W x 28"D | STC-SWRK

\$569

CHAIRS



NEW!

Counter Studio Stationary

41 lbs | 45"H x 26"W x 30"D | CNSTC

\$429



NEW!

Counter Studio Swivel

56 lbs | 45"H x 26"W x 30"D | CNSTC-SW

\$529



NEW!

Counter Studio Swivel-Flex

61 lbs | 45"H x 26"W x 30"D | CNSTC-SWRK

\$579



NEW!

Bar Studio Stationary

43 lbs | 50"H x 26"W x 30"D | BSTC

\$439



NEW!

Bar Studio Swivel

60 lbs | 50"H x 26"W x 30"D | BSTC-SW

\$539



NEW!

Bar Studio Swivel-Flex

66 lbs | 50"H x 26"W x 30"D | BSTC-SWRK

\$589

CAPRI CHAIRS



Dining Capri Stationary

S | 36 lbs | 37"H x 26"W x 28"D | CRC-20
W | 38 lbs | 37"H x 28"W x 28"D | CRC

\$399



Dining Capri Swivel

S | 49 lbs | 37"H x 26"W x 28"D | CRC-20-SW
W | 51 lbs | 37"H x 28"W x 28"D | CRC-SW

\$509



Dining Capri Swivel-Flex

S | 55 lbs | 37"H x 26"W x 28"D | CRC-20-SWRK
W | 57 lbs | 37"H x 28"W x 28"D | CRC-SWRK

\$569



Counter Capri Stationary

41 lbs | 45"H x 26"W x 30"D | CNCRC

\$429



Counter Capri Swivel

56 lbs | 45"H x 26"W x 30"D | CNCRC-SW

\$529



Counter Capri Swivel-Flex

61 lbs | 45"H x 26"W x 30"D | CNCRC-SWRK

\$579



Bar Capri Stationary

43 lbs | 50"H x 26"W x 30"D | BCRC

\$439



Bar Capri Swivel

60 lbs | 50"H x 26"W x 30"D | BCRC-SW

\$539



Bar Capri Swivel-Flex

66 lbs | 50"H x 26"W x 30"D | BCRC-SWRK

\$589

GARDEN CHAIRS



Dining Garden Stationary

S | 33 lbs | 34"H x 26"W x 27"D | GRC-20
W | 35 lbs | 34"H x 28"W x 27"D | GRC

\$399



Dining Garden Swivel

S | 41 lbs | 34"H x 26"W x 27"D | GRC-20-SW
W | 43 lbs | 34"H x 28"W x 27"D | GRC-SW

\$509



Dining Garden Swivel-Flex

S | 53 lbs | 34"H x 26"W x 27"D | GRC-20-SWRK
W | 55 lbs | 34"H x 28"W x 27"D | GRC-SWRK

\$569

CHAIRS



Counter Garden Stationary

39 lbs | 43"H x 26"W x 29"D | CNGRC

\$429



Counter Garden Swivel

54 lbs | 43"H x 26"W x 29"D | CNGRC-SW

\$529



Counter Garden Swivel-Flex

59 lbs | 43"H x 26"W x 29"D | CNGRC-SWRK

\$579



Bar Garden Stationary

41 lbs | 47"H x 26"W x 29"D | BGRC

\$439



Bar Garden Swivel

58 lbs | 47"H x 26"W x 29"D | BGRC-SW

\$539



Bar Garden Swivel-Flex

64 lbs | 47"H x 26"W x 29"D | BGRC-SWRK

\$589

... We have had our By the Yard furniture for 12 years in Pennsylvania and Arizona, so it has seen extreme climates....

— Kennedy N., AZ

CHIPPENDALE CHAIRS



Dining Chippendale Stationary

S | 35 lbs | 37"H x 26"W x 28"D | CHC-20
W | 37 lbs | 37"H x 28"W x 28"D | CHC

\$399



Dining Chippendale Swivel

S | 46 lbs | 37"H x 26"W x 28"D | CHC-20-SW
W | 48 lbs | 37"H x 28"W x 28"D | CHC-SW

\$509



Dining Chippendale Swivel-Flex

S | 52 lbs | 37"H x 26"W x 28"D | CHC-20-SWRK
W | 54 lbs | 37"H x 28"W x 28"D | CHC-SWRK

\$569



Counter Chippendale Stationary

41 lbs | 45"H x 26"W x 30"D | CNCHC

\$429



Counter Chippendale Swivel

56 lbs | 45"H x 26"W x 30"D | CNCHC-SW

\$529



Counter Chippendale Swivel-Flex

61 lbs | 45"H x 26"W x 30"D | CNCHC-SWRK

\$579



Bar Chippendale Stationary

43 lbs | 50"H x 26"W x 30"D | BCHC

\$439



Bar Chippendale Swivel

60 lbs | 50"H x 26"W x 30"D | BCHC-SW

\$539



Bar Chippendale Swivel-Flex

66 lbs | 50"H x 26"W x 30"D | BCHC-SWRK

\$589

EMERSON CHAIRS



Dining Emerson Stationary

S | 32 lbs | 37"H x 26"W x 28"D | EMC-20
W | 34 lbs | 37"H x 28"W x 28"D | EMC

\$399



Dining Emerson Swivel

S | 50 lbs | 37"H x 26"W x 28"D | EMC-20-SW
W | 52 lbs | 37"H x 28"W x 28"D | EMC-SW

\$509



Dining Emerson Swivel-Flex

S | 54 lbs | 37"H x 26"W x 28"D | EMC-20-SWRK
W | 56 lbs | 37"H x 28"W x 28"D | EMC-SWRK

\$569



Counter Emerson Stationary

40 lbs | 45"H x 26"W x 30"D | CNEMC

\$429



Counter Emerson Swivel

55 lbs | 45"H x 26"W x 30"D | CNEMC-SW

\$529



Counter Emerson Swivel-Flex

60 lbs | 45"H x 26"W x 30"D | CNEMC-SWRK

\$579



Bar Emerson Stationary

42 lbs | 50"H x 26"W x 30"D | BEMC

\$439



Bar Emerson Swivel

59 lbs | 50"H x 26"W x 30"D | BEMC-SW

\$539



Bar Emerson Swivel-Flex

65 lbs | 50"H x 26"W x 30"D | BEMC-SWRK

\$589

CHAIRS

Swivel-flex chairs offer smooth rotation and a flexible design, combining effortless movement with enhanced comfort. Perfect for extended seating and enjoying outdoor moments to the fullest.

STUDIO BALCONY CHAIRS



NEW!

Dining Studio Balcony Stationary

30 lbs | 35"H x 23"W x 23"D | STC-18

\$299



NEW!

Counter Studio Balcony Stationary

36 lbs | 43"H x 23"W x 23"D | CNSTC-18

\$339



NEW!

Bar Studio Balcony Stationary

39 lbs | 48"H x 23"W x 23"D | BSTC-18

\$349

ARMLESS VILLA CHAIRS



Dining Armless Villa Stationary

25 lbs | 36"H x 18"W x 22"D | AVC

\$299



Counter Armless Villa Stationary

31 lbs | 42"H x 18"W x 22"D | CNAVC

\$329



Bar Armless Villa Stationary

33 lbs | 48"H x 18"W x 22"D | BAVC

\$339

MISSION ARMCHAIRS

*Mission armchairs will not tuck under dining tables.



Mission Arm Chair

39 lbs | 45"H x 26"W x 30"D | MSC-20

\$499



Mission Wide Arm Chair

52 lbs | 45"H x 33"W x 28"D | MSC

\$509



Mission King Arm Chair

59 lbs | 45"H x 33"W x 31"D | MSCK

\$549

Our Mission Arm Chairs are the perfect complement to our coffee and side tables, creating a cohesive and stylish setting for any outdoor space – See P. 88.

S=Standard Seat | W=Wide Seat *Premium wood grain colors priced above base — contact us for details

STOOLS

CHAIRS



Dining Parlor Stool

19 lbs | 26"H x 15"W x 17"D | PDHS

\$259



Counter Parlor Stool

29 lbs | 34"H x 15"W x 17"D | CNPHS

\$269



Bar Parlor Stool

31 lbs | 40"H x 15"W x 17"D | BPHS

\$269



Dining Stool

12 lbs | 17"H x 15"W x 14"D | DHS

\$209



Counter Stool

13 lbs | 24"H x 15"W x 14"D | CNHS

\$219



Bar Stool

17 lbs | 30"H x 15"W x 14"D | BHS

\$229



Dining Swivel Stool

16 lbs | 17"H x 15"W x 14"D | DHS-SW

\$249



Counter Swivel Stool

21 lbs | 24"H x 15"W x 14"D | CNHS-SW

\$259



Bar Swivel Stool

23 lbs | 30"H x 15"W x 14"D | BHS-SW

\$269



The customer service is exceptional—even better than the amazing furniture! Everyone was so friendly and went above and beyond. It's rare to find a company that truly cares about its customers.

— Judith S., IL



Dining Saddle Stool

10 lbs | 17"H x 17"W x 12"D | DSD

\$209



Counter Saddle Stool

15 lbs | 24"H x 17"W x 12"D | CNSD

\$219



Bar Saddle Stool

16 lbs | 30"H x 17"W x 12"D | BSD

\$229

Finding the Perfect Outdoor Dining Seating

The right dining seating transforms your outdoor space, enhancing comfort and functionality. Whether hosting family meals or large celebrations, it's important to choose options that suit your needs and entertaining goals.

Consider seating height and accessibility. By the Yard offers bar, counter, and standard dining heights, so you can create the perfect setup for all ages. Swivel and swivel-flex chairs add ease and comfort for guests, while stationary chairs provide timeless stability.

Benches are a versatile choice, especially for families or larger groups. They're great for kids and can maximize space by seating multiple guests. Stools provide flexibility and mobility, making them ideal for gatherings where you may need to rearrange seating or add extra spots around the table.

With By the Yard's durable, weather-resistant designs, you'll find seating solutions that combine style and functionality, ensuring your outdoor dining area is ready for any occasion.



51" Dining Height Fire Table | Black | FT51 | P. 62
Mission Dining Swivel-Flex Chairs
Black | MSDC-20-SWRK | P. 8



36 x 58 Rectangular Dining Table | Coffee | DT3658 | P. 26
Day Break Dining Swivel Chairs | Coffee | DBC-20-SW | P. 9

// I absolutely love the balcony table — it's perfect for my small space! It fits beautifully up to the railing, giving me the best spot to enjoy the view without feeling cramped.

— Claire S., MN

CHAIRS



GATHER 'ROUND



28" Bar Cambridge Table | White | BCLT28 | P. 29

Bar Parlor Stool | White | BPHS | P. 19

STEP 1

CHOOSE A TABLE SHAPE

Look beyond the table and consider the area and uses. Round tables are nice for tight spaces with less room to move about. However, squared corners create more usable space at the table.



Square



Rectangle



Circle



Oval

STEP 2

CHOOSE A SEATING CAPACITY

People usually think big, but a small table can create an inviting setting for two to four people. Of course, big tables are a must for large families and gatherings with lots of guests to accommodate.

Seat 2



Seat 6



Seat 4



Seat 8



STEP 3

CHOOSE A HEIGHT

Do you want to stand or sit and relax? Can everyone use a high seat, or should you accommodate kids, seniors, or people with disabilities? A table's height plays a big role in who can use a table and how.

Counter



Bar



Dining



STEP 4

CHOOSE A COLOR

*Premium wood grain colors priced above base — contact us for details.

NEW! Wood Grain Colors



TABLES



Dining 44" x 122" Oval
Framed Table

Seats 8-10

247 lbs | 30"H x 44"W x 122"D | OPFT44122

\$3,399



Counter 44" x 122" Oval
Framed Table

Seats 8-10

262 lbs | 37"H x 44"W x 122"D | CNOPFT44122

\$3,539



Bar 44" x 122" Oval
Framed Table

Seats 8-10

268 lbs | 42"H x 44"W x 122"D | BOPFT44122

\$3,559



Dining 46" x 88" Oval
Table

Seats 6

180 lbs | 30"H x 46"W x 88"D | OPT4688

\$1,999



Counter 46" x 88" Oval
Table

Seats 6

188 lbs | 37"H x 46"W x 88"D | CNOPT4688

\$2,079



Bar 46" x 88" Oval
Table

Seats 6

192 lbs | 42"H x 46"W x 88"D | BOPT4688

\$2,099



Dining 44" x 88" Oval
Framed Table

Seats 6

175 lbs | 30"H x 44"W x 88"D | OPFT4488

\$2,419



Counter 44" x 88" Oval
Framed Table

Seats 6

183 lbs | 37"H x 44"W x 88"D | CNOPFT4488

\$2,479



Bar 44" x 88" Oval
Framed Table

Seats 6

187 lbs | 42"H x 44"W x 88"D | BOPFT4488

\$2,499

*Premium wood grain colors priced above base — contact us for details



Dining 38" x 88" Oval Framed Table

Seats 6

156 lbs | 30"H x 38"W x 88"D | OPFT3888

\$2,229



Counter 38" x 88" Oval Framed Table

Seats 6

164 lbs | 37"H x 38"W x 88"D | CNOPFT3888

\$2,279



Bar 38" x 88" Oval Framed Table

Seats 6

168 lbs | 42"H x 38"W x 88"D | BOPFT3888

\$2,299



Dining 44" x 66" Oval Framed Table

Seats 4-6

138 lbs | 30"H x 44"W x 66"D | OPFT4466

\$1,949



Counter 44" x 66" Oval Framed Table

Seats 4-6

152 lbs | 37"H x 44"W x 66"D | CNOPFT4466

\$2,049



Bar 44" x 66" Oval Framed Table

Seats 4-6

156 lbs | 42"H x 44"W x 66"D | BOPFT4466

\$2,069



Dining 46" x 65" Oval Table

Seats 4-6

138 lbs | 30"H x 46"W x 65"D | OPT4665

\$1,599



Counter 46" x 65" Oval Table

Seats 4-6

143 lbs | 37"H x 46"W x 65"D | CNOPT4665

\$1,679



Bar 46" x 65" Oval Table

Seats 4-6

147 lbs | 42"H x 46"W x 65"D | BOPT4665

\$1,699



Dining 38" x 66" Oval Framed Table

Seats 4-6

121 lbs | 30"H x 38"W x 66"D | OPFT3866

\$1,879



Counter 38" x 66" Oval Framed Table

Seats 4-6

131 lbs | 37"H x 38"W x 66"D | CNOPFT3866

\$1,919



Bar 38" x 66" Oval Framed Table

Seats 4-6

135 lbs | 42"H x 38"W x 66"D | BOPFT3866

\$1,939



Dining 36" x 58" Rectangular Framed Table

Seats 4

113 lbs | 30"H x 36"W x 58"D | DT3658

\$1,699



Counter 36" x 58" Rectangular Framed Table

Seats 6

115 lbs | 37"H x 36"W x 58"D | CNT3658

\$1,459



Bar 36" x 58" Rectangular Framed Table

Seats 6

123 lbs | 42"H x 36"W x 58"D | BT3658

\$1,479



Dining 94" Farmhouse Table

Seats 6-8

229 lbs | 30"H x 40"W x 94"D | FHT4094

\$2,379



Counter 94" Farmhouse Table

Seats 6-8

247 lbs | 37"H x 40"W x 94"D | CNFHT4094

\$2,579



Bar 94" Farmhouse Table

Seats 6-8

247 lbs | 42"H x 40"W x 94"D | BFHT4094

\$2,599

*Premium wood grain colors priced above base — contact us for details



Dining 78" Farmhouse Table

Seats 6

170 lbs | 30"H x 40"W x 78"D | FHT4078

\$2,179



NEW!

Counter 78" Farmhouse Table

Seats 6

179 lbs | 37"H x 40"W x 78"D | CNFHT4078

\$2,379



NEW!

Bar 78" Farmhouse Table

Seats 6

179 lbs | 42"H x 40"W x 78"D | BFHT4078

\$2,399

TABLES



Dining 44" Square Table

Seats 4

87 lbs | 30"H x 44"W x 44"D | SPT44

\$1,099



Counter 44" Square Table

Seats 4

103 lbs | 37"H x 44"W x 44"D | CNSPT44

\$1,179



Bar 44" Square Table

Seats 4

119 lbs | 42"H x 44"W x 44"D | BSPT44

\$1,199



Dining 40" Square Unframed Table

Seats 4

76 lbs | 30"H x 40"W x 40"D | SPT40

\$799



Counter 40" Square Unframed Table

Seats 4

85 lbs | 37"H x 40"W x 40"D | CNSPT40

\$879



Bar 40" Square Unframed Table

Seats 4

88 lbs | 42"H x 40"W x 40"D | BSPT40

\$899



Dining 38" Square Table

Seats 4

75 lbs | 30"H x 38"W x 38"D | SPT38

\$989



Counter 38" Square Table

Seats 4

84 lbs | 37"H x 38"W x 38"D | CNSPT38

\$1,039



Bar 38" Square Table

Seats 4

98 lbs | 42"H x 38"W x 38"D | BSPT38

\$1,059



Dining 36" Heritage Square Table

Seats 4

63 lbs | 30"H x 36"W x 36"D | HFT36

\$769



Counter 36" Heritage Square Table With Shelf

Seats 4

71 lbs | 37"H x 36"W x 36"D | CNST36

\$879



Bar 36" Square Heritage Table With Shelf

Seats 6

77 lbs | 42"H x 36"W x 36"D | BST36

\$899



Dining 28" Heritage Square Table

Seats 2

46 lbs | 30"H x 28"W x 28"D | HFT28

\$649



Counter 28" Heritage Square Table

Seats 2

55 lbs | 37"H x 28"W x 28"D | CNHLT28

\$669



Bar 28" Heritage Square Table

Seats 2

62 lbs | 42"H x 28"W x 28"D | BHLT28

\$689

*Premium wood grain colors priced above base — contact us for details



Dining 28" Cambridge Square Table

Seats 2

57 lbs | 30"H x 28"W x 28"D | CFT28

\$649



Counter 28" Cambridge Square Table

Seats 2

56 lbs | 37"H x 28"W x 28"D | CNCLT28

\$649



Bar 28" Cambridge Square Table

Seats 2

63 lbs | 42"H x 28"W x 28"D | BCLT28

\$669



Dining Game Table

Seats 2

52 lbs | 30"H x 28"W x 28"D | GFT-CB

\$749



Counter Game Table

Seats 2

58 lbs | 37"H x 28"W x 28"D | CNGLT-CB

\$759



Bar Game Table

Seats 2

62 lbs | 42"H x 28"W x 28"D | BGLT-CB

\$779



Dining 58" Round Framed Cabinet Base Table

Seats 6

178 lbs | 30"H x 58"Dia | RFBT58

\$1,979



Counter 58" Round Framed Cabinet Base Table

Seats 6

194 lbs | 37"H x 58"Dia | CNRFBT58

\$2,079



Bar 58" Round Framed Cabinet Base Table

Seats 6

200 lbs | 42"H x 58"Dia | BRFBT58

\$2,099



Dining 51" Round Framed Table

Seats 4

93 lbs | 30"H x 51"Dia | RPFT51

\$1,229



Counter 51" Round Framed Table

Seats 4

96 lbs | 37"H x 51"Dia | CNRPFT51

\$1,279



Bar 51" Round Framed Table

Seats 4

99 lbs | 42"H x 51"Dia | BRPFT51

\$1,299



Dining 48" Round Table

Seats 4

68 lbs | 30"H x 48"Dia | RPT48

\$959



Counter 48" Round Table

Seats 4

68 lbs | 37"H x 48"Dia | CNRPFT48

\$979



Bar 48" Round Table

Seats 4

87 lbs | 42"H x 48"Dia | BRPT48

\$1,019



Dining 44" Round Framed Table

Seats 4

76 lbs | 30"H x 44"Dia | RPFT44

\$1,129



Counter 44" Round Framed Table

Seats 4

76 lbs | 37"H x 44"Dia | CNRPFT44

\$1,179



Bar 44" Round Framed Table

Seats 4

80 lbs | 42"H x 44"Dia | BRPFT44

\$1,199

*Premium wood grain colors priced above base — contact us for details



Dining 42" Round Table

Seats 4

73 lbs | 30"H x 42"Dia | RPT42

\$859



Counter 42" Round Table

Seats 4

77 lbs | 37"H x 42"Dia | CNRPT42

\$879



Bar 42" Round Table

Seats 4

80 lbs | 42"H x 42"Dia | BRPT42

\$899



Dining 36" Round Cafe Table

Seats 4

37 lbs | 30"H x 36"Dia | RPT36

\$659



Counter 36" Round Leg Table

Seats 4

58 lbs | 37"H x 36"Dia | CNRLT36

\$679



Bar 36" Round Leg Table

Seats 4

59 lbs | 42"H x 36"Dia | BRLT36

\$699



Dining 31" Round Framed Cafe Table

Seats 2-4

41 lbs | 30"H x 31"Dia | RPFT31

\$619



Counter 31" Round Framed Leg Table

Seats 2-4

53 lbs | 37"H x 31"Dia | CNRLFT31

\$599



Bar 31" Round Framed Leg Table

Seats 2-4

55 lbs | 42"H x 31"Dia | BRLFT31

\$619



Counter 42" Round Legged Table

Seats 4

67 lbs | 37"H x 42"Dia | CNRLT42

\$759



Bar 42" Round Legged Table

Seats 4

69 lbs | 42"H x 42"Dia | BRLT42

\$799



NEW!

Counter 28" x 58" Rectangular Framed Table

Seats 4-6

100 lbs | 37"H x 28"W x 58"D | CNT2858

\$1,239



Hexagon Picnic Table

Seats 6

252 lbs | 29"H x 75"W x 87"D | HXPT

\$2,299



NEW!

Mini Picnic Table

77 lbs | 25"H x 42"W x 42"D | MPT

\$699



NEW!

Bar 28" x 58" Rectangular Framed Table

Seats 4-6

100 lbs | 42"H x 28"W x 58"D | BT2858

\$1,259



NEW!

Counter 17" x 48" Balcony Table

Seats 2

40 lbs | 37"H x 48"W x 17"D | CNBT1748

\$629



NEW!

Dining 17" x 57" Balcony Table

Seats 2

52 lbs | 30"H x 57"W x 17"D | DBT1757

\$679



NEW!

Counter 17" x 57" Balcony Table

Seats 2

66 lbs | 37"H x 57"W x 17"D | CNBT1757

\$699

*Premium wood grain colors priced above base — contact us for details

POPULAR SETS



44" Square Counter Height Table | CNSPT44 | Brown | P. 27
Garden Counter Height Swivel Chairs | CNGRC-SW | Brown P. 15

Jake's Favorite!



78" Farmhouse Dining Table | FHT4078 | Black | P. 27
60" Farmhouse Bench | FHB60 | Black | P. 78
Mission Swivel Chairs | MSDC-20-SW | Black | P. 8

A sleek new look for modern living!

*Most popular set
for the last 10 years!*



44" x 88" Oval Dining Table | OPFT4488 | Sandtone | P. 24
Horizon Swivel-Flex Chairs | HZC-20-SWRK | Sandtone | P. 10
60" Backless Bench With Flat Seat | BB60F | Sandtone | P. 78

KICK BACK & RELAX!



Sandcreek Adirondack | Brown | SCC | P. 37
Traditional Ottoman | Brown | OT | P. 39
34" Picnic Table Bench | Brown | PTB34 | P. 78

STEP 1

CHOOSE AN ADIRONDACK STYLE

A peaked back is the classic Adirondack design. However, some people find that a straight or slightly curved back fits their shoulders better. What's your cozy choice?



Traditional



Windsor



Sand Creek



Alpine



Backyard

STEP 2

CHOOSE YOUR FIT

Will your Adirondack be for you, for two, or perhaps young ones? You may need all three versions to ensure everyone has a stylish seat.



Traditional Settee

87 lbs | 41"H x 50"W x 32"D | ADST



Windsor King Adirondack

50 lbs | 41"H x 33"W x 39"D | WACK

Traditional King Ottoman

14 lbs | 15"H x 20"W x 19"D | OTK



Sand Creek Raised & Upright Adirondack

43 lbs | 45"H x 31"W x 32"D | SBC-RS

STEP 3

CHOOSE A COLOR

*Premium wood grain colors priced above base — contact us for details.

NEW! Wood Grain Colors



ADIRONDACKS



**Traditional
Adirondack**

42 lbs | 41"H x 30"W x 33"D | ADLX

\$399



**Traditional Raised & Upright
Adirondack**

38 lbs | 45"H x 31"W x 33"D | ADLX-RS

\$399



**Traditional King
Adirondack**

50 lbs | 41"H x 32"W x 38"D | ADLXK

\$449



**Traditional King Raised & Upright
Adirondack**

50 lbs | 45"H x 33"W x 34"D | ADLXK-RS

\$449



Traditional King Adirondack | Gray
ADLXK | P. 36
Heritage Side Table | Gray | HST | P. 90



**Windsor
Adirondack**

43 lbs | 38"H x 30"W x 34"D | WAC

\$399



**Windsor Raised & Upright
Adirondack**

49 lbs | 46"H x 31"W x 32"D | WCC-RS

\$399



**Windsor King
Adirondack**

50 lbs | 39"H x 32"W x 39"D | WACK

\$449



**Windsor King Raised & Upright
Adirondack**

50 lbs | 46"H x 33"W x 33"D | WCCCK-RS

\$449

*Premium wood grain colors priced above base — contact us for details



**Sand Creek
Adirondack**

43 lbs | 38"H x 30"W x 34"D | SCC

\$399



**Sand Creek Raised & Upright
Adirondack**

43 lbs | 45"H x 31"W x 32"D | SBC-RS

\$399



**Sand Creek King
Adirondack**

44 lbs | 38"H x 32"W x 38"D | SCCK

\$449



**Sand Creek King Raised & Upright
Adirondack**

54 lbs | 45"H x 33"W x 33"D | SBCK-RS

\$449



So glad we went
with the Raised
and Upright
Adirondack. It
has a higher seat
and makes it
easier for older
guests to get in
and out of.

— John L., MI



**Backyard
Adirondack**

53 lbs | 43"H x 33"W x 38"D | BYC

\$439



**Alpine
Adirondack**

41 lbs | 40"H x 31"W x 32"D | APC

\$349

NEW!

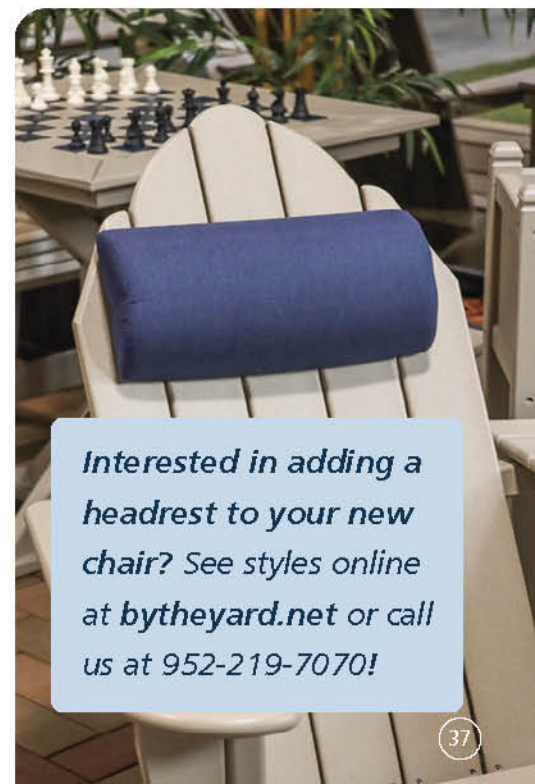


**Alpine Raised & Upright
Adirondack**

46 lbs | 45"H x 31"W x 32"D | APC-RS

\$349

NEW!



*Interested in adding a
headrest to your new
chair? See styles online
at bytheyard.net or call
us at 952-219-7070!*

ADIRONDACKS

SETTEE'S



Traditional Settee

87 lbs | 41"H x 50"W x 32"D | ADST

\$859



Backyard Settee

82 lbs | 44"H x 57"W x 39"D | BYST

\$899

We have purchased products from a well-known competitor, and they are nowhere near the standard of By the Yard.
— Shannon K., WI

MINI ADIRONDACKS



Mini Adirondack

20 lbs | 29"H x 21"W x 24"D | MADLX

\$199



Mini Windsor Adirondack

20 lbs | 29"H x 21"W x 24"D | MWAC

\$199



Mini Sand Creek Adirondack

20 lbs | 29"H x 21"W x 24"D | MSCC

\$199



Mini Accent Table

7 lbs | 12"H x 12"W x 12"D | MACT

\$99



*Mini Adirondack
21"*

Our mini Adirondacks are the perfect size for your littles, which means you don't have to give up your comfortable night out to let them have a turn in your chair.

Check out our Mini Picnic Table on page 32!

ADIRONDACK ACCESSORIES



Traditional Ottoman

14 lbs | 15"H x 20"W x 19"D | OT

\$129



Backyard Ottoman

17 lbs | 15"H x 23"W x 17"D | OTBY

\$139



Raised & Upright Ottoman

14 lbs | 16"H x 20"W x 14"D | OTRS

\$129



Traditional King Ottoman

15 lbs | 15"H x 23"W x 21"D | OTK

\$139



King Raised & Upright Ottoman

14 lbs | 16"H x 23"W x 15"D | OTRSK

\$139



Cup Holder

1 lbs | 4"H x 4"W x 4"D | CUP

**Fits most beverage containers including your stemmed glasses!*

\$49

ADIRONDACKS



Sand Creek King Raised & Upright Adirondack | Black | SBCK-RS | P. 37
Mini Sandcreek Adirondack | Black | MSCC | P. 38

MOMENTS MADE FOR TWO





Horizon Tete-a-Tete

\$1,049	Dining 104 lbs 39"H x 78"W x 35"D HZC-20-TT
\$1,049	Dining, Wide 109 lbs 39"H x 82"W x 35"D HZC-TT
\$1,079	Counter 111 lbs 47"H x 76"W x 36"D CNHZC-TT
\$1,099	Bar 114 lbs 52"H x 76"W x 36"D BHZC-TT



Capri Tete-a-Tete

\$1,049	Dining 101 lbs 37"H x 78"W x 35"D CRC-20-TT
\$1,049	Dining, Wide 105 lbs 37"H x 82"W x 35"D CRC-TT
\$1,079	Counter 107 lbs 45"H x 76"W x 36"D CNCRC-TT
\$1,099	Bar 110 lbs 50"H x 76"W x 36"D BCRC-TT



Ad-Back Tete-a-Tete

\$1,049	Dining 101 lbs 38"H x 78"W x 35"D AXC-20-TT
\$1,049	Dining, Wide 105 lbs 38"H x 82"W x 35"D AXC-TT
\$1,079	Counter 107 lbs 47"H x 76"W x 36"D CNAXC-TT
\$1,099	Bar 111 lbs 51"H x 76"W x 36"D BAXC-TT



TETE-A-TETES



Emerson Tete-a-Tete

\$1,049	Dining 102 lbs 37"H x 78"W x 35"D EMC-20-TT
\$1,049	Dining, Wide 105 lbs 37"H x 82"W x 35"D EMC-TT
\$1,079	Counter 108 lbs 45"H x 76"W x 36"D CNEMC-TT
\$1,099	Bar 110 lbs 50"H x 76"W x 36"D BEMC-TT



Chippendale Tete-a-Tete

\$1,049	Dining 102 lbs 37"H x 78"W x 35"D CHC-20-TT
\$1,049	Dining, Wide 105 lbs 37"H x 82"W x 35"D CHC-TT
\$1,079	Counter 108 lbs 45"H x 76"W x 36"D CNCHC-TT
\$1,099	Bar 110 lbs 50"H x 76"W x 36"D BCHC-TT



Days End Tete-a-Tete

\$1,049	Dining 110 lbs 46"H x 78"W x 35"D JFKC-20-TT
\$1,049	Dining, Wide 114 lbs 46"H x 82"W x 35"D JFKC-TT



Garden Tete-a-Tete

\$1,049	Dining 102 lbs 34"H x 78"W x 35"D GRC-20-TT
\$1,049	Dining, Wide 106 lbs 34"H x 82"W x 35"D GRC-TT
\$1,079	Counter 106 lbs 43"H x 76"W x 36"D CNGRC-TT
\$1,099	Bar 111 lbs 47"H x 76"W x 36"D BGRC-TT



Day Break Tete-a-Tete

\$1,049	Dining 101 lbs 37"H x 78"W x 35"D DBC-20-TT
\$1,049	Dining, Wide 102 lbs 37"H x 82"W x 35"D DBC-TT
\$1,079	Counter 103 lbs 46"H x 76"W x 36"D CNDBC-TT
\$1,099	Bar 108 lbs 50"H x 76"W x 36"D BDBC-TT



Studio Tete-a-Tete

\$1,049	Dining 103 lbs 37"H x 78"W x 35"D STC-20-TT
\$1,049	Dining, Wide 104 lbs 37"H x 82"W x 35"D STC-TT
\$1,079	Counter 108 lbs 45"H x 76"W x 36"D CNSTC-TT
\$1,099	Bar 110 lbs 50"H x 76"W x 36"D BSTC-TT



Winstead Tete-a-Tete

\$1,049	Dining 103 lbs 38"H x 78"W x 35"D WNC-20-TT
\$1,049	Dining, Wide 104 lbs 38"H x 82"W x 35"D WNC-TT
\$1,079	Counter 108 lbs 46"H x 82"W x 35"D CNWNC-TT
\$1,099	Bar 110 lbs 51"H x 82"W x 35"D BWNC-TT



Windsor Tete-a-Tete

\$1,049	Dining 111 lbs 46"H x 78"W x 35"D WDC-20-TT
\$1,049	Dining, Wide 115 lbs 46"H x 82"W x 35"D WDC-TT



The furniture is solid, I never have to worry about it blowing into our pool.

— Mike A., FL



Mission Chair Tete-a-Tete

- \$1,049 Dining | 110 lbs | 45"H x 85"W x 35"D | MSDC-20-TT
- \$1,049 Dining, Wide | 114 lbs | 45"H x 87"W x 35"D | MSDC-TT
- \$1,169 Mission Arm Chair | 138 lbs | 45"H x 83"W x 36"D | MSC-20-TT
- \$1,179 Mission Arm Chair, Wide | 140 lbs | 45"H x 87"W x 36"D | MSC-TT
- \$1,199 Mission Arm Chair, King | 150 lbs | 45"H x 88"W x 37"D | MSCK-TT



Alpine Adirondack Tete-a-Tete

- \$949 Traditional | 112 lbs | 38"H x 75"W x 38"D | APC-TT
- \$949 Raised & Upright | 122 lbs | 45"H x 75"W x 35"D | APC-RS-TT

Traditional Adirondack Tete-a-Tete

- \$1,049 Traditional | 114 lbs | 41"H x 76"W x 33"D | ADLX-TT
- \$1,049 Raised & Upright | 106 lbs | 45"H x 77"W x 33"D | ADLX-RS-TT
- \$1,149 King | 130 lbs | 41"H x 78"W x 35"D | ADLXK-TT
- \$1,149 King, Raised & Upright | 130 lbs | 45"H x 79"W x 34"D | ADLXK-RS-TT



Windsor Adirondack Tete-a-Tete

- \$1,049 Traditional | 116 lbs | 39"H x 76"W x 34"D | WAC-TT
- \$1,049 Raised & Upright | 124 lbs | 46"H x 77"W x 32"D | WCC-RS-TT
- \$1,149 King | 130 lbs | 39"H x 78"W x 36"D | WACK-TT
- \$1,149 King, Raised & Upright | 130 lbs | 46"H x 79"W x 33"D | WCCCK-RS-TT



Sand Creek Adirondack Tete-a-Tete

- \$1,049 Traditional | 116 lbs | 38"H x 76"W x 34"D | SCC-TT
- \$1,049 Raised & Upright | 116 lbs | 45"H x 77"W x 32"D | SBC-RS-TT
- \$1,149 King | 118 lbs | 38"H x 78"W x 35"D | SCCK-TT
- \$1,149 King, Raised & Upright | 138 lbs | 45"H x 79"W x 33"D | SBCK-RS-TT



Backyard Adirondack Tete-a-Tete

- \$1,099 136 lbs | 44"H x 82"W x 46" | BYC-TT

SWITCH INTO GLIDE MODE



STEP 1

CHOOSE A BACK STYLE

The back shapes a glider's appearance and comfort. Consider how the back fits against your shoulders. Also, short people may prefer a lower option so their heads don't touch the back.



Windsor



Mission



Days End



Sand Creek



Ad-Back



Horizon



Winstead



Emerson



Chippendale



Day Break



Capri



Studio

STEP 2


CHOOSE YOUR VIBE

There is no one way to glide. To get the most out of your outdoor space, consider using different versions of our gliders to suit your uses and locations.



Glider

50 lbs | 37"H x 28"W x 30"D | CRGC



Garden



Swivel Glider

71 lbs | 37"H x 28"W x 30"D | CRGC-SW



Glider Tete-A-Tete

138 lbs | 37"H x 87"W x 36"D | CRGC-TT



Glider Bench

82 lbs | 37"H x 54"W x 30"D | CRGL48

STEP 3

CHOOSE A COLOR

*Premium wood grain colors priced above base — contact us for details.



NEW! Wood Grain Colors



Mission Swivel Glider

87 lbs | 45"H x 33"W x 29"D | MSGC-SW

\$809



Mission Glider

66 lbs | 45"H x 33"W x 29"D | MSGC

\$689



Mission King Glider

72 lbs | 45"H x 33"W x 32"D | MSGCK

\$709



Mission 48" Glider Bench

95 lbs | 45"H x 54"W x 29"D | MSGL48

\$1,039



Mission King 48" Glider Bench

102 lbs | 45"H x 54"W x 32"D | MSGLK48

\$1,079



Mission Glider Tete-A-Tete

168 lbs | 45"H x 94"W x 37"D | MSGC-TT

\$1,729



Mission King Glider Tete-A-Tete

170 lbs | 45"H x 94"W x 39"D | MSGCK-TT

\$1,759

Did you know?

All By the Yard furniture is made from recycled #2 plastics, such as milk and laundry detergent jugs.



Days End Swivel Glider

77 lbs | 47"H x 29"W x 30"D | JFKGC-SW

\$759



Days End Glider

56 lbs | 47"H x 29"W x 30"D | JFKGC

\$639



Days End King Glider

57 lbs | 47"H x 29"W x 33"D | JFKGCK

\$659



Days End 48" Glider Bench

87 lbs | 47"H x 50"W x 33"D | JFKGL48

\$999



Days End Glider Tete-A-Tete

144 lbs | 47"H x 89"W x 37"D | JFKGC-TT

\$1,619

GLIDERS

Did you know?

Days End back style was inspired by the classic John F. Kennedy Rocker.



Days End King Glider Tete-A-Tete

150 lbs | 47"H x 89"W x 39"D | JFKGCK-TT

\$1,659

SAND CREEK GLIDERS



Sand Creek Swivel Glider

84 lbs | 49"H x 33"W x 33"D | SCGC-SW

\$789

Did you know?

You can leave By
the Yard furniture
outside year-round.
No need to cover
or store it.



Sand Creek Glider

59 lbs | 49"H x 33"W x 33"D | SCGC

\$659



Sand Creek King Glider

60 lbs | 49"H x 33"W x 35"D | SCGCK

\$679



Sand Creek 48" Glider Bench

99 lbs | 49"H x 53"W x 33"D | SCGL48

\$979



Sand Creek Glider Tete-a-Tete

149 lbs | 39"H x 87"W x 33"D | SCGC-TT

\$1,679



Sand Creek King Glider Tete-a-Tete

150 lbs | 39"H x 87"W x 35"D | SCGCK-TT

\$1,699

ADIRONDACK GLIDERS



Adirondack Swivel Glider

81 lbs | 48"H x 33"W x 32"D | AGCLX-SW

\$779



Adirondack Glider

60 lbs | 48"H x 33"W x 32"D | AGCLX

\$659



Adirondack King Glider

63 lbs | 48"H x 33"W x 35"D | AGCLXK

\$679



Adirondack 48" Glider Bench

100 lbs | 48"H x 54"W x 32"D | AGLX48

\$979



Adirondack Glider Tete-a-Tete

158 lbs | 48"H x 89"W x 36"D | AGCLX-TT

\$1,679

GLIDERS

Did you know?

Our furniture uses color matched stainless steel hardware for superior durability and longevity in all climates.



Adirondack King Glider Tete-a-Tete

162 lbs | 48"H x 89"W x 36"D | AGCLXK-TT

\$1,699

WINDSOR GLIDERS



Windsor Swivel Glider

83 lbs | 49"H x 33"W x 31"D | WAGC-SW

\$789



Windsor Glider

59 lbs | 49"H x 33"W x 31"D | WAGC

\$659



Windsor King Glider

61 lbs | 49"H x 33"W x 34"D | WAGCK

\$679



Windsor 48" Glider Bench

101 lbs | 50"H x 54"W x 32"D | WAGL48

\$979



Windsor Glider Tete-A-Tete

152 lbs | 49"H x 89"W x 35"D | WAGC-TT

\$1,679

Did you know?

By the Yard furniture is backed by a 15-year warranty. Durability that stands apart.

See P. 98 for information.



Windsor King Glider Tete-A-Tete

160 lbs | 49"H x 89"W x 38"D | WAGCK-TT

\$1,699



Windsor Glider | Brown & Coffee | WAGC

*Premium wood grain colors priced above base — contact us for details



NEW!

Winstead Swivel Glider

70 lbs | 38"H x 28"W x 30"D | WNGC-SW

\$719



NEW!

Winstead Glider

50 lbs | 38"H x 28"W x 30"D | WNGC

\$599



NEW!

Winstead King Glider

53 lbs | 38"H x 28"W x 33"D | WNGCK

\$619



NEW!

Winstead Glider Tete-a-Tete

138 lbs | 38"H x 86"W x 36"D | WNGC-TT

\$1539



NEW!

Winstead King Glider Tete-a-Tete

144 lbs | 38"H x 86"W x 39"D | WNGCK-TT

\$1,559

GLIDERS

Did you know?

All furniture is designed and crafted in Jordan, MN, using high-quality, recycled materials, and our own time tested recipe.



I love my King Glider! As a tall guy (6'4"), I really appreciate the extra board in the seat for my long legs. This chair is fit for a king!

— Matt B., CO



Horizon Swivel Glider

73 lbs | 40"H x 28"W x 30"D | HZGC-SW

\$719



Horizon Glider

52 lbs | 40"H x 28"W x 30"D | HZGC

\$599



Horizon King Glider

54 lbs | 40"H x 28"W x 33"D | HZGCK

\$619



Horizon 48" Glider Bench

87 lbs | 40"H x 48"W x 30"D | HZGL48

\$989



Horizon 60" Glider Bench

127 lbs | 40"H x 60"W x 30"D | HZGL60

\$1,199



Horizon Glider Tete-a-Tete

142 lbs | 39"H x 87"W x 37"D | HZGC-TT

\$1,539



Horizon King Glider Tete-A-Tete

145 lbs | 39"H x 87"W x 37"D | HZGCK-TT

\$1,559

Did you know?

All products are designed to withstand all weather conditions — heat, snow, rain, salty air, and humidity.



Capri Swivel Glider

71 lbs | 37"H x 28"W x 30"D | CRGC-SW

\$719



Capri Glider

50 lbs | 37"H x 28"W x 30"D | CRGC

\$599



Capri King Glider

52 lbs | 37"H x 28"W x 33"D | CRGCK

\$619

NEW!



Capri 48" Glider Bench

82 lbs | 37"H x 48"W x 30"D | CRGL48

\$829



Capri 60" Glider Bench

112 lbs | 37"H x 60"W x 30"D | CRGL60

\$1,079

GLIDERS

Did you know?

By the Yard furniture is UV-stabilized to minimize fading, keeping colors vibrant for decades.

See P. 98 for information.



Capri Glider Tete-a-Tete

138 lbs | 37"H x 87"W x 36"D | CRGC-TT

\$1,539



Capri King Glider Tete-a-Tete

141 lbs | 37"H x 87"W x 38"D | CRGCK-TT

\$1,559

NEW!

STUDIO GLIDERS



Studio Swivel Glider

71 lbs | 37"H x 28"W x 30"D | STGC-SW

\$719



Studio Glider

50 lbs | 37"H x 28"W x 30"D | STGC

\$599



Studio King Glider

53 lbs | 37"H x 28"W x 33"D | STGCK

\$619



Studio Glider Tete-a-Tete

138 lbs | 37"H x 86"W x 35"D | STGC-TT

\$1,539



Studio King Glider Tete-a-Tete

144 lbs | 37"H x 86"W x 38"D | STGCK-TT

\$1,559

Did you know?

You can select from our full color palette to customize the look of your furniture — right down to each board.

NEW! Wood Grain Colors

Learn more about colors and combinations on P. 5.

Dark Oak	Grayed Ash	White	Sandtone	Weathered Wood	Brown
Redwood	Green	Gray	Coffee	Midnight Blue	Black

*Premium wood grain colors priced above base — contact us for details

DAY BREAK GLIDERS



Day Break Swivel Glider

70 lbs | 38"H x 28"W x 30"D | DBGCSW

\$719



Day Break Glider

49 lbs | 38"H x 28"W x 30"D | DBGCL

\$599



Day Break King Glider

51 lbs | 38"H x 28"W x 33"D | DBGCK

\$619

NEW!



Day Break 48" Glider Bench

75 lbs | 38"H x 48"W x 30"D | DBGCL48

\$829



Day Break Glider Tete-a-Tete

136 lbs | 38"H x 87"W x 36"D | DBGCTT

\$1,539

GLIDERS

Did you know?

By the Yard furniture won't splinter, crack, peel, or rot — no matter the season.



Day Break King Glider Tete-a-Tete

139 lbs | 38"H x 87"W x 38"D | DBGCKTT

\$1,559

NEW!



Chippendale Swivel Glider

71 lbs | 36"H x 28"W x 30"D | CHGC-SW

\$719



Chippendale Glider

50 lbs | 36"H x 28"W x 30"D | CHGC

\$599



Chippendale King Glider

52 lbs | 36"H x 28"W x 33"D | CHGCK

\$619



Chippendale 48" Glider Bench

81 lbs | 36"H x 48"W x 30"D | CHGL48

\$829



Chippendale 60" Glider Bench

116 lbs | 36"H x 60"W x 30"D | CHGL60

\$1,079

Did you know?

We use a proprietary blend that's engineered to be the best on the market for strength, durability, and performance.



Chippendale Glider Tete-a-Tete

138 lbs | 37"H x 87"W x 36"D | CHGC-TT

\$1,539



Chippendale King Glider Tete-a-Tete

141 lbs | 37"H x 87"W x 38"D | CHGCK-TT

\$1,559



Emerson Swivel Glider

70 lbs | 37"H x 28"W x 30"D | EMGC-SW

\$719



Emerson Glider

49 lbs | 37"H x 28"W x 30"D | EMGC

\$599



Emerson King Glider

51 lbs | 37"H x 28"W x 33"D | EMGCK

\$619



Emerson 48" Glider Bench

80 lbs | 37"H x 48"W x 30"D | EMGL48

\$829



Emerson 60" Glider Bench

110 lbs | 37"H x 60"W x 30"D | EMGL60

\$1,079



Emerson Glider Tete-a-Tete

136 lbs | 37"H x 87"W x 36"D | EMGC-TT

\$1,539



Emerson King Glider Tete-a-Tete

141 lbs | 37"H x 87"W x 38"D | EMGCK-TT

\$1,559

Did you know?

By the Yard furniture is maintenance-free. No painting, staining, or sealing — ever!



Garden Swivel Glider

69 lbs | 35"H x 28"W x 30"D | GRGC-SW

\$719



Garden Glider

48 lbs | 35"H x 28"W x 30"D | GRGC

\$599



Garden King Glider

50 lbs | 35"H x 28"W x 33"D | GRGCK

\$619



Garden 48" Glider Bench

83 lbs | 35"H x 48"W x 30"D | GRGL48

\$829



Garden 60" Glider Bench

115 lbs | 35"H x 60"W x 30"D | GRGL60

\$1,079



Garden Glider Tete-a-Tete

138 lbs | 35"H x 87"W x 36"D | GRGC-TT

\$1,539



Garden King Glider Tete-a-Tete

141 lbs | 35"H x 87"W x 38"D | GRGCK-TT

\$1,559

Did you know?

Each glider is crafted for comfort with contoured seats and ergonomic designs, and each piece is triple hand-checked for quality.

*Premium wood grain colors priced above base — contact us for details

GLIDER ACCESSORIES



Glider Chair Ottoman

27 lbs | 14"H x 23"W x 20"D | GLOT

\$329



Glider Bench Ottoman

38 lbs | 14"H x 36"W x 20"D | DGLOT

\$399



Glider Chair Tete-A-Tete Table

38 lbs | 23"H x 50"W x 26"D | GCTTT

\$399



Glider Chair Locks

3 lbs | 2"H x 4"W x 14"D | GLLOCK

\$39



Glider 48" Bench Locks

3 lbs | 2"H x 4"W x 14"D | GLLOCK48

\$39



Glider 60" Bench Locks

3 lbs | 2"H x 4"W x 14"D | GLLOCK60

\$39

GLIDERS



LIGHT IT UP



Dining 58" Round Framed Fire Table | Gray | FT58 | P. 62
Dining Height Horizon Swivel Chair | Gray | HZC-20-SW | P. 10

STEP 1

CHOOSE A FIRE TABLE SHAPE

A fire table naturally brings people closer together. A rounded table allows everyone to gather easily, while square tables provide a modern flair to your outdoor space.



Square



Rectangle



Circle



Oval

STEP 2

CHOOSE A FIRE TABLE HEIGHT

Is your fire table a place to gather under the stars, somewhere to set out drinks and snacks, or maybe where you'll have dinner? Match your table height around your plans and guests' needs.



Coffee



Dining



Counter



Bar

STEP 3

CHOOSE A COLOR

*Premium wood grain colors priced above base — contact us for details.



NEW! Wood Grain Colors

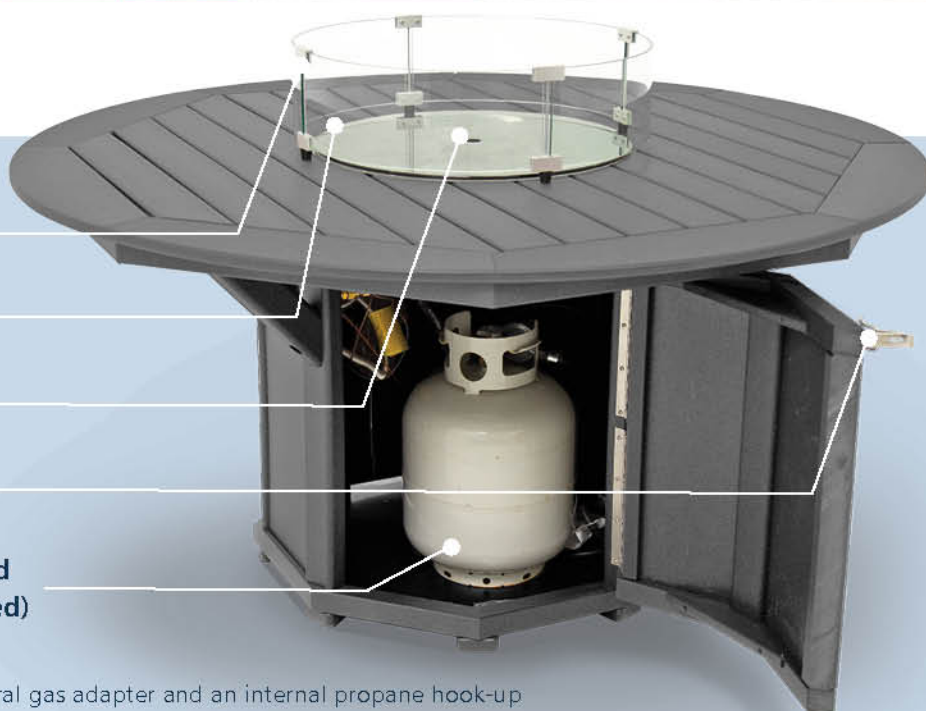
Tempered glass wind guard

Stainless steel fire bowl

55,000 - 80,000+ BTUs

Stainless steel hardware

Interior propane tank hook-up and storage (propane tank not included)



All Fire Tables come equipped with a natural gas adapter and an internal propane hook-up for you to select how best to add a warm glow to your outdoor space.

FIRE TABLES



Coffee 58" Round Framed Fire Table

163 lbs | 23"H x 58"Dia | FTC58

\$2,699



Dining 58" Round Framed Fire Table

Seats 6
177 lbs | 30"H x 58"Dia | FT58

\$3,619



Counter 58" Round Framed Fire Table

Seats 6
194 lbs | 37"H x 58"Dia | CNFT58

\$3,659



Bar 58" Round Framed Fire Table

Seats 6
210 lbs | 42"H x 58"Dia | BFT58

\$3,699



36" x 58" Coffee Height Fire Table
Black | FTC3658 | P. 63



Coffee 51" Round Framed Fire Table

150 lbs | 23"H x 51"Dia | FTC51

\$2,499



Dining 51" Round Framed Fire Table

Seats 4
150 lbs | 30"H x 51"Dia | FT51

\$3,219



Counter 51" Round Framed Fire Table

Seats 4
166 lbs | 37"H x 51"Dia | CNFT51

\$3,259



Bar 51" Round Framed Fire Table

Seats 4
182 lbs | 42"H x 51"Dia | BFT51

\$3,299

*Premium wood grain colors priced above base — contact us for details



Dining 44" x 66" Oval Framed Fire Table

Seats 6

179 lbs | 30"H x 44"W x 66"D | FT4466

\$3,519



Counter 44" x 66" Oval Framed Fire Table

Seats 6

189 lbs | 37"H x 44"W x 66"D | CNFT4466

\$3,559



Bar 44" x 66" Oval Framed Fire Table

Seats 6

199 lbs | 42"H x 44"W x 66"D | BFT4466

\$3,599



Coffee 36" x 58" Rectangular Framed Fire Table

159 lbs | 23"H x 36"W x 58"D | FTC3658

\$2,699



NEW!

Coffee 28" x 58" Rectangular Fire Table

153 lbs | 23"H x 28"W x 58"D | FTC2858

\$2,999



NEW!

Coffee 40" x 40" Square Fire Table

171 lbs | 23"H x 40"W x 40"D | FTC4040

\$2,999

FIRE TABLES



Coffee 38" Round Framed Fire Table

108 lbs | 23"H x 38"Dia | FTC38

\$1,899



36" x 58" Coffee Height Fire Table | Midnight Blue | FTC3658

CUSHION YOUR COMFORT

36" x 58" Coffee Height Fire Table | Gray | FTC3658 | P. 63
Cambridge Coffee Table | Gray | CCT | P. 90

Mission Arm Set | Gray | DSCSAA-MS | P. 68

MISSION CUSHION FURNITURE

Deep Seat Cushion Chair With Mission Arms

80 lbs | 35"H x 36"W x 35"D | DSCCHAIR-MS

\$949

Swivel Deep Seat Cushion Chair With Mission Arms

101 lbs | 35"H x 36"W x 35"D | DSCCHAIR-MS-SWIV

\$1,199

Swivel Flex Deep Seat Cushion Chair With Mission Arms

111 lbs | 35"H x 36"W x 35"D | DSCCHAIR-MS-SWIVK

\$1,399

Deep Seat Cushion Bench With Mission Arms

124 lbs | 35"H x 60"W x 35"D | DSCBENCH-MS

\$1,699

Deep Seat Cushion Couch With Mission Arms

165 lbs | 35"H x 86"W x 35"D | DSCCOUCH-MS

\$2,299

Deep Seat Cushion Ottoman

24 lbs | 12"H x 25"W x 21"D | DSCOT-MS

\$399

BERKSHIRE CUSHION FURNITURE



Berkshire Chair

66 lbs | 30"H x 34"W x 32"D | DSCHR0142

\$899



Berkshire Bench

108 lbs | 30"H x 59"W x 32"D | DSBNO142

\$1,649

CLASSIC CUSHION FURNITURE



Deep Seat Cushion Chair With Classic Arms

60 lbs | 35"H x 31"W x 35"D | DSCCHAIR

\$849



NEW!

Swivel Deep Seat Cushion Chair With Classic Arms

75 lbs | 35"H x 31"W x 35"D | DSCCHAIR-SW

\$1,099



NEW!

Swivel Flex Deep Seat Cushion Chair With Classic Arms

85 lbs | 35"H x 31"W x 35"D | DSCCHAIR-SWRK

\$1,299



Deep Seat Cushion Bench With Classic Arms

104 lbs | 35"H x 55"W x 35"D | DSCBENCH

\$1,599



Deep Seat Cushion Couch With Classic Arms

148 lbs | 35"H x 81"W x 35"D | DSCCOUCH

\$2,199



Deep Seat Cushion Bench With Classic Arms | Gray | Denim | DSCBENCH
Deep Seat Cushion Chair With Classic Arms | Gray | Denim | DSCCHAIR

Accent Table | Gray | ACT | P. 89
14" x 14" Planter | Gray | PX1414 | P. 83

CUSHION SECTIONAL



Corner Section

68 lbs | 35"H x 36"W x 36"D | DSCCORNER

\$1,099



Standard Section

50 lbs | 35"H x 25"W x 34"D | DSCSECTION

\$879



Classic Arm Set

40 lbs | 26"H x 31"W x 33"D | DSCSAA

Includes 2 arms.

\$219



Mission Arm Set

15 lbs | 26"H x 6"W x 33"D | DSCSAA-MS

Includes 2 arms.

\$329



Deep Seat Sectional
Cushion Ottoman

30 lbs | 12"H x 25"W x 21"D | DSCSOT

\$399

CUSHION

Why Our Cushions Are Exceptional

Crafted with premium Sunbrella® solution-dyed acrylic fabrics, our cushions are built to resist stains, fading, and wear while providing years of vibrant, low-maintenance comfort.

Long-Lasting Color: Solution-dyed for vibrant and fade-resistant hues.

Weather-Resistant: Stands up to stains, moisture, and wear in any environment.

UV Protection: Blocks up to 98% of harmful UV rays.

Quick-Drying: The breathable, water-repellent fabric dries quickly after exposure to rain.

Mildew-Resistant: Naturally resists mildew when kept clean.

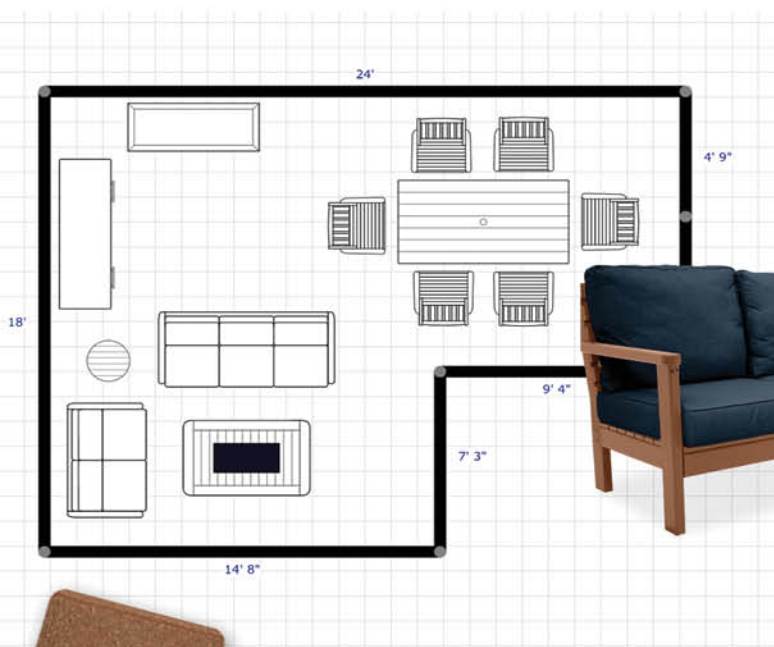
Easy Maintenance: Monthly rinsing prevents buildup; deep cleaning is often only needed every 2-3 years.



Customize Your Sectional:

1. Decide on your layout preferences.
2. Determine how many seats you want.
3. Choose your arm style (Mission or Classic).
4. Choose your frame and cushion colors.

Cushions available in 5 Sunbrella® colors



CUSHION

Create YOUR PATIO



Visit www.bytheyard.net
to plan your dream patio!

ROCK, SWAY, UNWIND



Chaise Lounge With Wheels | Gray | CLW | P. 71
Prairie End Table | Gray | PET | P. 91

LOUNGES



Chaise Lounge

74 lbs | 38"H x 30"W x 78"D | CL

\$599



Chaise Lounge With Wheels

78 lbs | 41"H x 30"W x 78"D | CLW

\$699



Double Chaise Lounge With Wheels

133 lbs | 41"H x 55"W x 78"D | CLWD

\$1,399



Latitude Chaise Lounge

100 lbs | 15"H x 27"W x 80"D | CL-2780

Cushion included.

\$999

Latitude Chaise Lounge With Wheels

108 lbs | 15"H x 27"W x 80"D | CLW-2780

Cushion included.

\$1,099

SWINGS



48" Garden Swing

56 lbs | 21"H x 48"W x 27"D | SWGR48

\$799



60" Garden Swing

89 lbs | 21"H x 60"W x 27"D | SWGR60

\$989

Garden swings bring classic charm to your front porch, creating a cozy and inviting atmosphere. Each one comes with four 9' stainless steel chains for easy hanging.

ADIRONDACK ROCKERS



Windsor Rocker

45 lbs | 41"H x 30"W x 35"D | RWCC

\$549



Adirondack Rocker

44 lbs | 41"H x 30"W x 33"D | RADLX

\$549



Sand Creek Rocker

45 lbs | 40"H x 30"W x 35"D | RSBC

\$549



Windsor King Rocker

53 lbs | 44"H x 33"W x 35"D | RWACK

\$579



Adirondack King Rocker

53 lbs | 44"H x 33"W x 35"D | RADLXX

\$579



Sand Creek King Rocker

51 lbs | 43"H x 33"W x 35"D | RSBCX

\$579

TRADITIONAL ROCKERS



Days End Rocker

44 lbs | 43"H x 29"W x 35"D | RJFKCS

\$499



Days End With Flat Seat Rocker

42 lbs | 43"H x 29"W x 35"D | RJFKFS

\$479



Mission Rocker

53 lbs | 42"H x 31"W x 33"D | RMSC

\$579

Days End Rocking Chair With Curved Seat | Coffee | RJFKCS | P. 72
Heritage Side Table | Coffee | HST | P. 90



Explore our cushion
styles at bytheyard.net
or call 952-219-7070!



Days End Rocking Chair With Curved Seat | Sandtone | RJFKCS | P. 72

LOUNGES, SWINGS, ROCKERS



PAUSE & RECHARGE

STEP 1

CHOOSE A BENCH HEIGHT

Our benches come in a variety of styles and sizes. Choose your back style and select your length; comfortably accommodating anywhere from 1-4 people on an ergonomic, curved seat. Any of our 60" benches are available with a drop-in table option. Perfect for an armrest, or your favorite book and beverage.



18"

Standard Height



23"

Counter Height

*Only available in 48" width.

BENCHES

STEP 2

CHOOSE A BENCH WIDTH

How big is your guest list (and space)? We've got benches built for two, three, or four, so everyone can sit by the outdoor pool, table, or garden.

48" Bench



Seats 2

60" Bench



Seats 2-3

72" Bench



Seats 3-4

STEP 3

CHOOSE A COLOR

*Premium wood grain colors priced above base — contact us for details.

NEW! Wood Grain Colors



Customize your bench, add a personal touch to your piece with engraving—perfect for inspirational quotes, heartfelt messages, or showcasing your brand. See page 79 for details!

Horizon Bench



\$829	48" 75 lbs 40"H x 48"W x 28"D HZB48
\$899	48" Counter Height 84 lbs 43"H x 48"W x 32"D CNHZB48
\$1,029	60" 107 lbs 40"H x 60"W x 28"D HZB60
\$1,089	60" Drop-in Table 118 lbs 40"H x 60"W x 28"D HZB60-DT
\$1,089	72" 114 lbs 40"H x 72"W x 28"D HZB72



Capri Bench



\$799	48" 70 lbs 36"H x 48"W x 27"D CRB48
\$879	48" Counter Height 83 lbs 42"H x 48"W x 32"D CNCRB48
\$999	60" 89 lbs 36"H x 60"W x 27"D CRB60
\$1,079	60" Drop-in Table 108 lbs 36"H x 60"W x 27"D CRB60-DT
\$1,079	72" 99 lbs 36"H x 72"W x 27"D CRB72



Garden Bench



\$599	48" 71 lbs 36"H x 48"W x 26"D GRB48
\$799	48" Counter Height 81 lbs 39"H x 48"W x 32"D CNGRB48
\$799	60" 95 lbs 36"H x 60"W x 26"D GRB60
\$899	60" Drop-in Table 111 lbs 36"H x 60"W x 26"D GRB60-DT
\$899	72" 106 lbs 36"H x 72"W x 26"D GRB72



Chippendale Bench



\$799	48" 69 lbs 36"H x 48"W x 27"D CHB48
\$879	48" Counter Height 82 lbs 41"H x 48"W x 32"D CNCHB48
\$999	60" 89 lbs 36"H x 60"W x 27"D CHB60
\$1,079	60" Drop-in Table 108 lbs 36"H x 60"W x 27"D CHB60-DT
\$1,079	72" 99 lbs 36"H x 72"W x 27"D CHB72



Emerson Bench



\$799	48" 68 lbs 36"H x 48"W x 27"D EMB48
\$879	48" Counter Height 82 lbs 41"H x 48"W x 32"D CNEMB48
\$999	60" 90 lbs 36"H x 60"W x 27"D EMB60
\$1,079	60" Drop-in Table 106 lbs 36"H x 60"W x 27"D EMB60-DT
\$1,079	72" 96 lbs 36"H x 72"W x 27"D EMB72



Day Break Bench

\$799	48" 65 lbs 37"H x 48"W x 26"D DBB48
\$879	48" Counter Height 81 lbs 41"H x 48"W x 32"D CNDBB48
\$1,079	72" 100 lbs 37"H x 72"W x 26"D DBB72



Days End Bench

\$849	48" 72 lbs 47"H x 48"W x 28"D JFKB48
\$1,079	72" 115 lbs 47"H x 72"W x 28"D JFKB72



Mission Bench

\$899	48" 80 lbs 45"H x 54"W x 28"D MSB48
\$929	King 48" 85 lbs 45"H x 54"W x 31"D MSBK48



Our farm was hit with golf ball-sized hail, which caused damage to every roof, window, and piece of siding on the property. Despite all this, there wasn't a bit of damage to the By the Yard chairs, tables, or Adirondacks that we own.

— Mike A., MN

Backless Bench with Flat Seat



\$459

36" | 35 lbs | 18"H x 36"W x 20"D | BB36F

\$529

48" | 43 lbs | 18"H x 48"W x 20"D | BB48F

\$649

48" Counter Height | 54 lbs | 24"H x 48"W x 23"D | CNBB48F

\$649

60" | 48 lbs | 18"H x 60"W x 20"D | BB60F

\$769

60" Counter Height | 69 lbs | 24"H x 60"W x 23"D | CNBB60F

\$769

72" | 71 lbs | 18"H x 72"W x 20"D | BB72F



Backless Bench with Curved Seat



\$459

36" | 35 lbs | 18"H x 36"W x 20"D | BB36C

\$529

48" | 43 lbs | 18"H x 48"W x 20"D | BB48C

\$649

60" | 47 lbs | 18"H x 60"W x 20"D | BB60C

\$769

72" | 68 lbs | 18"H x 72"W x 20"D | BB72C



Picnic Table Bench



\$319

34" | 20 lbs | 17"H x 34"W x 12"D | PTB34

\$459

59" | 38 lbs | 17"H x 59"W x 12"D | PTB59



Farmhouse Bench



\$649

60" | 57 lbs | 17"H x 60"W x 17"D | FHB60

\$769

72" | 67 lbs | 17"H x 72"W x 17"D | FHB72



Our benches pair perfectly with our dining and counter-height tables, offering versatile seating for any occasion. Designed to tuck neatly under pedestal tables, they maximize space and create a cohesive, inviting outdoor look. See P. 22 to find your perfect table!

ENGRAVING

STEP 1

SELECT YOUR FURNITURE: STYLE, COLOR(S), & SIZE

Specify which board(s) will be engraved.

STEP 2

CHOOSE YOUR MESSAGE

Compose your message, choose a font and letter style, or provide a logo in a digital format.

Times New Roman | Arial | Comic Sans

Average number of characters for 72" bench is 52, 60" bench is 43, and 48" bench is 33 (include spaces in your count).

STEP 3

SUBMIT YOUR FORM

Call 952-219-7070 for more information about engraving. The final engraving form will be sent for your approval. Charges begin at \$125. Set up and/or graphic fees apply.

We recommend Garden & Horizon back styles for engraving! See P. 76.



PLANT, GROW, BLOOM



STORAGE & SERVICE



Portable Potting Bench

125 lbs | 65"H x 55"W x 23"D | PPB

\$1,469



Portable Potting Table with Shelf

96 lbs | 56"H x 55"W x 29"D | PPT-S

\$1,599



Legs must be buried 18" for stability.

Garden Arbor

120 lbs | 108"H x 76"W x 26"D | ARB

\$1,199



18" x 43" Rectangular Latitude Planter

83 lbs | 34"H x 43"W x 18"D | PX1843-34

\$579



18" x 18" Rectangular Latitude Planter

43 lbs | 34"H x 18"W x 18"D | PX1818-34

\$419



Privacy Planter

185 lbs | 68"H x 60"W x 24"D | PPX2460

\$1,899



Latitude Privacy Planter

187 lbs | 67"H x 61"W x 21"D | PPX2161

\$1,799

**Privacy Planter With Wheels
& Metal Frame**

With casters & metal frame + \$500

185 lbs | 70"H x 60"W x 24"D | PPX2460-W

GARDEN



NEW!

72" Raised Garden

125 lbs | 36"H x 72"W x 23"D | RG72

\$1,399



60" Raised Garden

113 lbs | 36"H x 60"W x 23"D | RG60

\$1,299



NEW!

45" Raised Garden

95 lbs | 36"H x 45"W x 23"D | RG45

\$1,099



Elevated Planter Box

66 lbs | 36"H x 39"W x 27"D | EPB

\$699



Elevated Planter Stand

49 lbs | 34"H x 30"W x 12"D | PLS

\$529



Backless Planter Bench

83 lbs | 18"H x 75"W x 24"D | BPLB

\$899



Left:
24" Tapered Planter Box | Sandtone-Black | TP24 | P. 83
30" Tapered Planter Box | Sandtone-Black | TP30 | P. 83

All planters are designed with drainage holes and built for the outdoors all year long. Want to decorate for the seasons; try using boughs, pumpkins, garden decorations and more!

*Premium wood grain colors priced above base — contact us for details



30" Tapered Planter Box

45 lbs | 30"H x 20"W x 20"D | TP30

\$439



24" Tapered Planter Box

42 lbs | 24"H x 20"W x 20"D | TP24

\$399



18" Tapered Planter Box

30 lbs | 18"H x 20"W x 20"D | TP18

\$309



14" x 24" Planter Box

21 lbs | 14"H x 24"W x 14"D | PX1424

\$169



NEW!

18" x 18" Square Planter Box

22 lbs | 18"H x 18"W x 18"D | PX1818

\$199



14" x 14" Square Planter Box

12 lbs | 14"H x 14"W x 14"D | PX1414

\$129



21" x 21" Square Planter Box With Legs

42 lbs | 21"H x 21"W x 21"D | PX2121

\$299



Portable Potting Bench | Sandtone | PPB | P. 81

*Premium wood grain colors priced above base — cont.

HOST, SERVE, & STORE



72" Storage Box At 38" High | Gray | STG72-38 | P. 85

STORAGE & SERVICE



NEW!

72" Storage Box At 38" High

199 lbs | 38"H x 72"W x 25"D | STG72
Fits 5 sets of cushions.

\$2,299



NEW!

56" Storage Box At 38" High

152 lbs | 38"H x 56"W x 25"D | STG56
Fits 3 sets of cushions.

\$2,199



NEW!

56" Storage Box At 18" High

119 lbs | 18"H x 56"W x 25"D | STG56-18
Great for outdoor toys.

\$1,999



Patio Cart

51 lbs | 36"H x 35"W x 19"D | PC

\$599



32" Serving Table

43 lbs | 34"H x 32"W x 17"D | SVT

\$469



NEW!

48" Serving Table

92 lbs | 34"H x 48"W x 23"D | SVT48

\$799



Portable Bar

163 lbs | 43"H x 53"W x 26"D | PBAR-D

\$1,999



Cutting board can
be mounted on
right or left side.

Portable Kitchen Cart With White Cutting Board

148 lbs | 37"H x 46"W x 28"D | PKC

\$1,749



NEW!

Bussing Station

200 lbs | 43"H x 53"W x 24"D | BUSS

\$1,799



Utility Box

45 lbs | 31"H x 23"W x 14"D | UTB

\$399



Towel Locker

151 lbs | 43"H x 41"W x 25"D | TL

\$999



Portable Podium

69 lbs | 45"H x 24"W x 24"D | POD

\$999



Golf Course / Valet Podium

137 lbs | 47"H x 36"W x 21"D | PODGV

\$1,799

Towel lockers are the perfect poolside addition, especially with our lounge chairs. Easy-to-open doors make towel storage a breeze — ideal for families, kids, and entertaining while keeping your pool area organized!

STORAGE & SERVICE



Fits 32 gallon trash can.

Trash Receptacle

84 lbs | 43"H x 25"W x 25"D | TREC

\$799



Fits a 23 gallon slim trash can.

Narrow Trash Receptacle Large Door Access

69 lbs | 44"H x 15"W x 26"D | NTREC-LD

\$589



Fits a 23 gallon slim trash can.

Narrow Trash Receptacle Small Door Access

69 lbs | 44"H x 15"W x 26"D | NTREC-SD

\$589



STORAGE & SERVICE

ACCENT WITH STYLE

A photograph of a gray Adirondack chair and a matching side table outdoors. The chair is in the background, and the side table is in the foreground. The background shows a rocky area with some greenery.

King Traditional Adirondack | Gray | ADLXK | P. 36
Heritage Side Table | Gray | HST | P. 90

ACCENT TABLES & ACCESSORIES



38" Round Framed Coffee Table

57 lbs | 18"H x 38"Dia | RFCT38

\$539



Mission Coffee Table

42 lbs | 18"H x 40"W x 20"D | MSCF

\$489



Rectangular Coffee Table

20 lbs | 14"H x 32"W x 17"D | CT32

\$359



20" Round End Table

15 lbs | 20"H x 20"Dia | RET

\$229



Mission End Table

30 lbs | 24"H x 20"W x 20"D | MSET

\$339



Traditional Side Table

22 lbs | 18"H x 20"W x 17"D | TST

\$229



Accent Table

19 lbs | 23"H x 18"W x 14"D | ACT

\$199



Counter Accent Table

25 lbs | 30"H x 17"W x 20"D | CNACT

\$279



Bar Accent Table

26 lbs | 35"H x 17"W x 20"D | BACT

\$299

*Premium wood grain colors priced above base — contact us for details



Heritage Coffee Table

41 lbs | 18"H x 29"W x 29"D | HCT

\$459



Cambridge Coffee Table

42 lbs | 18"H x 28"W x 28"D | CCT

\$469



NEW!

28" x 50" Rectangular Tiered Coffee Table

86 lbs | 18"H x 50"W x 28"D | CT2850

\$769



Heritage Side Table

20 lbs | 20"H x 22"W x 20"D | HST

\$269



Cambridge Side Table

20 lbs | 20"H x 20"W x 20"D | CST

\$269



NEW!

23" x 23" Square Tiered End Table

34 lbs | 22"H x 23"W x 23"D | SET2323

\$299

ACCESSORIES



Folding Heritage Side Table

21 lbs | 20"H x 22"W x 20"D | FHST

\$259



Game Coffee Table

48 lbs | 18"H x 28"W x 28"D | GCT-CB

\$599



Accent Table | Sandtone | ACT | P. 89



Prairie Coffee Table

21 lbs | 14"H x 36"W x 18"D | PCT

\$389



Utility Stool

19 lbs | 19"H x 21"W x 13"D | US

\$199



Mission Foot Stool

14 lbs | 13"H x 18"W x 14"D | MSFS

\$189



Prairie End Table

13 lbs | 18"H x 18"W x 18"D | PET

\$229



16" Foot Stool

14 lbs | 14"H x 17"W x 16"D | FS

\$139



Step Stool

6 lbs | 8"H x 14"W x 10"D | SSB

\$119

ADVENTURE READY

Our folding chair, side table and cornhole boards are perfect for tailgating, camping, or wherever the road takes you!



Folding Chair

25 lbs | 39"H x 23"W x 29"D | FC

\$389

Folding Side Table

19 lbs | 25"H x 20"W x 14"D | FST

\$219



Cornhole Game Boards

36 lbs | 4"H x 24"W x 48"D | CGB

Set of two game boards. Bags not included.

\$599

Contact us for details

FOR YOUR FURRY FAMILY



Deep Seat Couch With Classic Arms | Gray | Cast Silver | DSCCOUCH | P. 67



NEW!

Elevated Pet Bed With 19" x 24" Cushion

22 lbs | 11"H x 20"W x 26"D | EPBD-1924

\$299



NEW!

Elevated Pet Bed With 21" x 36" Cushion

32 lbs | 11"H x 22"W x 38"D | EPBD-2136

\$349



NEW!

Elevated Pet Bed With 24" x 42" Cushion

40 lbs | 11"H x 25"W x 44"D | EPBD-2442

\$399



NEW!

4" High Elevated Pet Feeder With 2 Small Bowls

5 lbs | 4"H x 18"W x 10"D | EPFD-4

\$109



21" x 36" Elevated Pet Bed With Cushion | Midnight Blue | Gunmetal | EPBD-2136
8" Elevated Pet Feeder | Sandtone | EPFD-8



NEW!

8" High Elevated Pet Feeder With 2 Small Bowls

8 lbs | 8"H x 18"W x 10"D | EPFD-8

\$119



NEW!

12" High Elevated Pet Feeder With 2 Medium Bowls

11 lbs | 12"H x 24"W x 12"D | EPFD-12

\$129




NEW!

16" High Elevated Pet Feeder With 2 Large Bowls

13 lbs | 16"H x 24"W x 12"D | EPFD-16

\$139

ULTIMATE COVERAGE

A large red octagon umbrella stands over a wooden patio table and chairs on a deck. The deck overlooks a calm lake with a forested shoreline in the background under a blue sky with scattered clouds. The scene is bright and sunny, suggesting a perfect day for outdoor relaxation.

58" Counter Height Round Framed Cabinet Base Table | Weathered Wood | CNRBFT58 | P. 29
Counter Height Horizon Swivel-Flex Chair | Weathered Wood | CNHZC-SWRK | P. 10
11' Octagon Umbrella | Logo Red | Bronze | P. 95

UMBRELLAS NEW!








Frankford® umbrellas uses 9 oz. awning grade, 100% solution-dyed acrylic fabric that is waterproof, easy to clean, and mold and mildew resistant. Frankford® umbrellas have been tested successfully in extreme weather and winds up to 40 MPH, however, we strongly recommend closing your umbrella when not in use or when sustained winds exceed 25 MPH.

WARRANTY

7 Year Warranty Marine-Grade Acrylic Fabrics	3 Year Warranty Frame Structure	2 Year Warranty Crank & Auto Tilt Mechanisms	1 Year Warranty Umbrella Bases
--	---	--	--

STEP 1

CHOOSE A SHAPE & SIZE

						
7.5' Square	7.5' Octagon	9' Octagon	11' Octagon	8' x 10' Rectangle	10' Square Cantilever	13' Octagon Cantilever
\$629	\$599	\$679	\$759	\$1,099	\$3,599	\$3,599
					*Cantilever only available with brushed silver pole	



STEP 2

CHOOSE A POLE COLOR

Desert Bronze	Carbon	Alpine White	Onyx	Heathered Willow	Golden Oak	Brushed Silver	Platinum
---------------	--------	--------------	------	------------------	------------	----------------	----------

STEP 3

CHOOSE A BASE & FINISH COLOR

			Requires 12 additional pavers. (Not included)
Steel Plate Base	Premium Aluminum Shell Base With Wheels	Galvanized Steel Cantilever Base With Wheels	
50 lbs 3"H x 20"Dia	100 lbs 3.5"H x 24" x 24"Dia	80 lbs 6.5"H x 34"W x 34"D	
\$279	\$549	\$1,299	

STEP 4

CHOOSE A COLOR



*Stripes not available in 8'x10' Rectangle Umbrella.

ACCESSORIES

43" Pole Extender

For counter height tables

\$39

47" Pole Extender

For bar height tables

\$39

FEATURES



Keep your umbrellas protected — shop our covers at bytheyard.net or call 952-219-7070!





I couldn't be happier with the commercial-quality umbrella I ordered. There are so many vibrant color options to choose from, and the entire process was a breeze. Ordering was simple, and their team was incredibly helpful every step of the way. Delivery was fast and seamless. It's clear this company truly cares about their customers!

— Susan W., TX



UMBRELLA



LIMITED 15-YEAR WARRANTY

By the Yard was founded on the idea of building exceptionally durable, timeless outdoor furniture out of recycled plastic. When something is going to be around for a long time, it needs to be right. That's why we make our furniture to the highest of quality standards and pay attention to the little things that make it structurally sound and exceptionally comfortable. We believe in our product and stand behind our warranty. Once you purchase from By the Yard, you become a valued member of our family!

Limited 15-year Commercial Warranty on our Materials and Workmanship

By the Yard is committed to producing high quality furniture and will warrant its products to the original purchaser for 15 years from the original date of invoice. That means that you can count on our furniture not decaying, rotting, cracking, or splintering and that you will never need to paint, stain or seal your furniture.

General Warranty Conditions & Exclusions

By the Yard products are made with UV stabilizers to minimize fading; however, upon prolonged exposure to the sun all colors may fade to some degree. It is also possible that the Xylan coated stainless steel hardware, swivel mechanisms, and flex mechanisms can show some rust over time in certain climates. While this is not ideal, it will not affect the integrity or the strength of the hardware.

See bytheyard.net for full warranty, terms and conditions.

ECO-FRIENDLY CLEANING TIPS

At By the Yard we clean our furniture by simply using soap and water on a regular basis...and we recommend that you do the same. A pressure washer on the "fan" setting can be used if necessary (especially on white furniture) but be very careful not to get closer than 24 inches! Any non-abrasive cleaner can also be used, including bleach to sanitize or disinfect.





By the Yard

MAINTENANCE-FREE
♻️ OUTDOOR FURNITURE



Scan the QR code to find a showroom near you.

Questions? Contact commercialsales@bytheyard.net

Shop online at bytheyard.net

Contact us at 952-219-7070



Visit one of our showrooms in Jordan MN, Maple Grove MN, Woodbury MN, Oconomowoc WI, or Frisco TX.